



PROTON | FLUSH SCONCE

SKU SP10102



To submit your quote request, complete this form, save the PDF and email it to team@studiospecs.com.

BUILD YOUR FIXTURE

Use the dropdown boxes below to build your fixture based on the options in the table.

Options are detailed on the following pages.

SIZE	CCT	DESIGN	FINISH		ACRYLIC
S1 S2 S3	2700K	D1 D2 D3	PCBC PCC PCSW PCSB PCBZ	BZ CL BB AB AN	FR

SIZE CCT DESIGN FINISH ACRYLIC
 SP10102 — — — — —

YOUR CUSTOMIZATION NEEDS

Need a different size? Putting a logo onto the fixture? Need us to dream something up for you? Input any specific customization needs and questions here. We'll contact you to discuss specifics.

Your Full Name (Required)

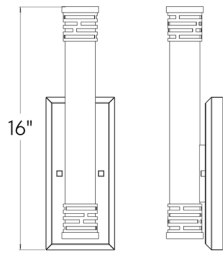
Your Email Address (Required)

Your Phone Number (Required)

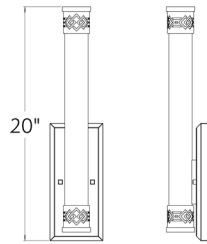


studiospecs.com 888.319.8229
975 N Enterprise St Orange, CA 92867

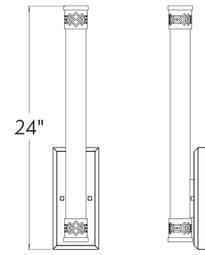
STANDARD SIZES



Size One (S1)



Size Two (S2)



Size Three (S3)

STANDARD DESIGNS



Design 1 (D1)



Design 2 (D2)



Design 3 (D3)

STANDARD FINISHES

Powder Coats



**Black Chrome
(PCBC)**



**Chrome
(PCC)**



**Satin White
(PCSW)**



**Satin Black
(PCSB)**



**Bronze
(PCBZ)**

Patinas



**Bronze
(BZ)**



**Charcoal
(CL)**



**Brushed Brass
(BB)**



**Antique Brass
(AB)**



**Antique Nickel
(AN)**

STANDARD ACRYLIC

All fixtures supplied with frosted white acrylic diffuser **(FR)** as standard. Custom options available.